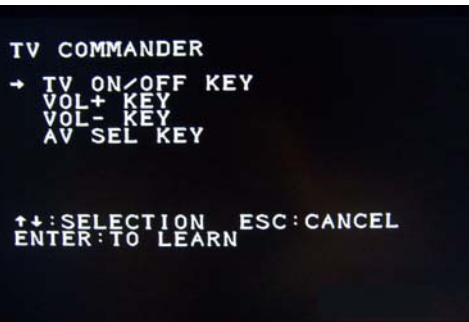


plasma Enhancer™

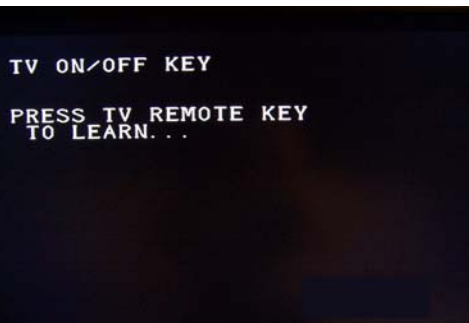
TV Commander Instruction - by Pixel Magic Systems Ltd.

This is a basic instruction for using TV Commander in Plasma Enhancer series.

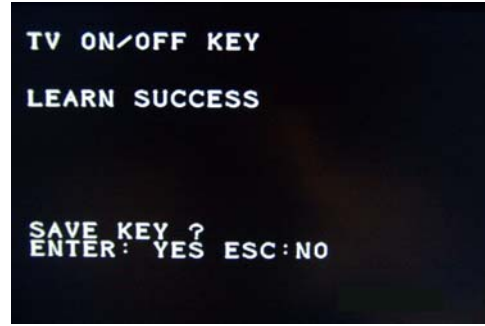
- (1) Power up Plasma Enhancer PE1000 / PR1000 Pro
- (2) Go to "Setup"
- (3) Select "System Setup" and then "TV Commander"
- (4) You will see the following screen



- (5)
- (6) Select the key you want to learn



- (7)
- (8) Now, please press TV remote controller On/Off key to Plasma Enhancer. In fact, the TV Commander System can learn any remote controller key. Just select the one you want. Please make sure your target remote controller should point to Plasma Enhancer front display as figure below.



(9)

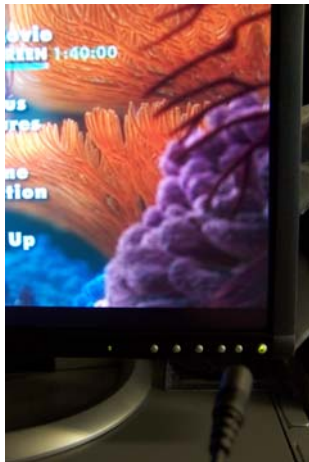
(10) Press "Enter" to save the key

(11) Then, please connect the IR cable to the rear panel of Plasma Enhancer



(12)

(13) For the other end of IR cable, please point to your display device or learned device. You can use some sticker to fix the cable direction.



(14)

(15) Now, you can use Plasma Enhancer remote controller to control your display device or learned device.